
















PRINCE2 Foundation

Total score: 60.00 out of 70.00.

Percentage score: 86%.

Congratulations!! You passed the exam.

Candidate Name	TRINE NESLAND
Candidate Number	9980001259150297
Assessment Test Code	128432595_no
Examination Date	Jun 10 2015 14:05:10
Score Report Date	Jun 10 2015 15:03:49
Candidate Score	60.00
Maximum score	70.00
Percentage Score	86%
Assessment Result Label	Passed

Topic Description	Number of awarded marks	Number of possible marks	Success Rate
BC - Business Case theme	2.00	3.00	 66.67%
CH - Change theme	6.00	6.00	 100.00%
CP - Closing a Project process	2.00	3.00	 66.67%
CS - Controlling a Stage process	1.00	3.00	 33.33%
DP - Directing a Project process	3.00	3.00	 100.00%
IP - Initiating a Project process	2.00	3.00	 66.67%
MP - Managing Product Delivery process	3.00	3.00	 100.00%
OR - Organization theme	5.00	6.00	 83.33%
OV - Overview, Principles and Tailoring PRINCE2 to the project environment	6.00	6.00	 100.00%
PG - Progress theme	7.00	8.00	 87.50%
PL - Plans theme	5.00	5.00	 100.00%
QU - Quality theme	4.00	6.00	 66.67%
RK - Risk theme	9.00	9.00	 100.00%
SB - Managing a Stage Boundary process	2.00	3.00	 66.67%
SU - Starting up a Project process	3.00	3.00	 100.00%

Total score	60.00	70.00	 86%
--------------------	--------------	--------------	--

Please note that the results are provisional and subject to the final verification of PEOPLECERT